

ROBOTICS

Product specification

OmniCore A line



Trace back information:
Workspace 24D version a3
Checked in 2024-12-05
Skribenta version 5.6.018

Product specification

OmniCore A250XT

OmniCore A400XT

OmniCore

Document ID: 3HAC091291-001

Revision: B

The information in this manual is subject to change without notice and should not be construed as a commitment by ABB. ABB assumes no responsibility for any errors that may appear in this manual.

Except as may be expressly stated anywhere in this manual, nothing herein shall be construed as any kind of guarantee or warranty by ABB for losses, damage to persons or property, fitness for a specific purpose or the like.

In no event shall ABB be liable for incidental or consequential damages arising from use of this manual and products described herein.

This manual and parts thereof must not be reproduced or copied without ABB's written permission.

Keep for future reference.

Additional copies of this manual may be obtained from ABB.

Original instructions.

© Copyright 2024 ABB. All rights reserved.
Specifications subject to change without notice.

Table of contents

Overview of this specification	7
1 A line application cabinets	9
1.1 Technical data	10
1.2 Cabinet design	12
2 Specification of controller & RobotWare options	15
2.1 Controller	16
2.1.1 Application cabinet variant	16
2.1.2 Wheels	17
2.1.2.1 Wheels [3011-1]	17
2.1.3 Door lock	18
2.2 Ethernet & signal interfaces	20
2.2.1 Cable grommet [3050-1]	20
2.2.2 2xCable gland [3050-2]	21
2.3 Warranty	22
Index	23

This page is intentionally left blank

Overview of this specification

About this product specification

This product specification describes the properties of the OmniCore A line cabinets in terms of:

- Technical data and dimension
- The fulfilment of standards
- Variants and options

Usage

Product specifications are used to find data and performance about the product, for example to decide which product to buy. How to handle the product is described in the product manual.

The specification is intended for:

- Product managers and product personnel
- Sales and marketing personnel
- Order and customer service personnel
- Integrators and customers

References



Tip

All documents can be found via myABB Business Portal, www.abb.com/myABB.

Document name	Document ID
<i>Product manual - OmniCore A250XT</i>	3HAC090253-001
<i>Product manual - OmniCore A400XT</i>	3HAC090255-001
<i>User manual - FlexPendant</i>	3HAC093167-001

Revisions

Revision	Description
A	First edition.
B	Published in release 24D with RobotWare 7.17. <ul style="list-style-type: none"> • Minor corrections.

This page is intentionally left blank

1 A line application cabinets

General

OmniCore A line is part of the OmniCore controller family, offering additional cabinet space for various applications.

The cabinets offer the same operating conditions and protection classes as their corresponding controller size.

Application equipment

The cabinets are prepared for DIN rails and terminal rails. The number of possible rails depends on the size of the cabinet.

The fixed installation panel on the cabinet can be delivered with cable glands, to make connections easier.

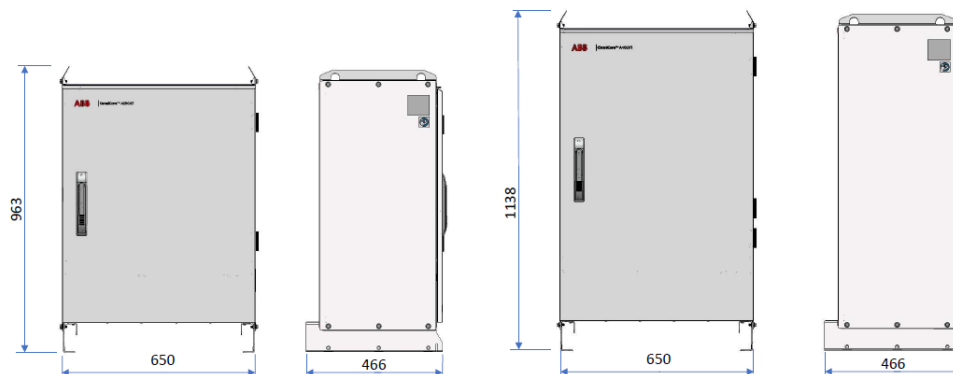
Continues on next page

1 A line application cabinets

1.1 Technical data

1.1 Technical data

Dimensions and weight



xx2400001245

	A250XT	A400XT
Width	650 mm	650 mm
Depth	466 mm	466 mm
Height	963 mm	1.138 mm
Weight	33 kg	38 kg

Transportation and storage conditions

Parameter	Value
Minimum ambient temperature	-40 °C (-40 °F)
Maximum ambient temperature	+55 °C (+131 °F)
Maximum ambient temperature (less than 24 hrs)	+70 °C (+158 °F)
Shock and Vibration	In accordance with ETSI EN 300 019-2-2 / Environmental class 2.3 (No severity reduction for horizontal axes)

After storage, the operating conditions inside the controller must be met for at least 6 hours before switching on the controller (see [Operating conditions on page 10](#)).

The robot controller shall be stored according to its IP classification.

Operating conditions

Parameter	Value
Minimum ambient temperature	+5 °C (+41 °F)
Maximum ambient temperature	+45 °C (+113 °F)
Maximum ambient altitude	2,000 m
Shock and Vibration	In accordance with ETSI EN 300 019-2-3 / Environmental class 3.5 (3M5) (Random vibration)

Continues on next page



Note

The humidity conditions shall apply with the environmental conditions EN 60721-3-3, climatic class 3K3. For temperatures 0-30°C, the relative humidity must not exceed 85%. For temperatures exceeding 30°C, the absolute humidity must not exceed 25g/m³.

Protection classes

Cabinet	Protection class
A250XT	IP54
A400XT	IP54

The cabinet must be closed and sealed when no internal access is required.

If the cabinet is not properly closed and sealed, it does not comply with the protection class and may affect the following:

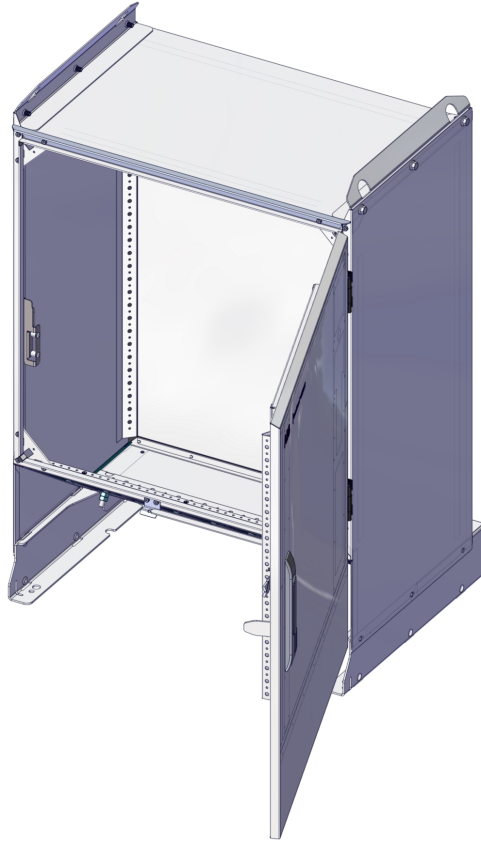
- Units inside the cabinet are exposed to dust or moisture. Especially important in cases with high heat and humidity, or much pollution.

1 A line application cabinets

1.2 Cabinet design

1.2 Cabinet design

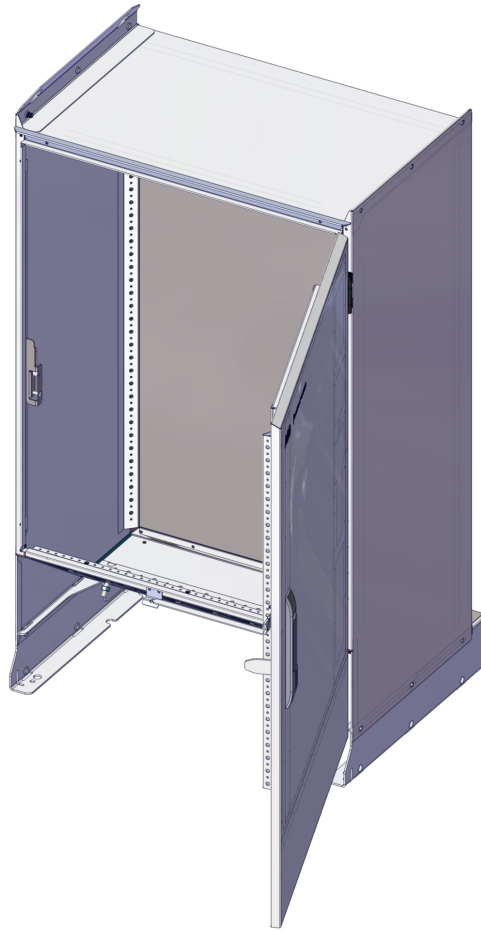
A250XT



xx2400001195

Continues on next page

A400XT



xx2400001196

This page is intentionally left blank

2 Specification of controller & RobotWare options

General

The available options for the cabinets are described in this section.

For details about controller options, see the product specification for the respective controller.

Continues on next page

2 Specification of controller & RobotWare options

2.1.1 Application cabinet variant

2.1 Controller

2.1.1 Application cabinet variant

Available variants

Option	Name	Volume for equipment (l)	Max. DIN rails	Max. terminal rails
[3099-310]	OmniCore A250XT	165	9	2
[3099-410]	OmniCore A400XT	205	12	3

2.1.2 Wheels

2.1.2.1 Wheels [3011-1]

General

With the option *Wheels* the robot controller will be delivered with a set of wheels.



xx2400002137



Note

The inner dimensions between the cabinet feet is slightly smaller with the wheel option.

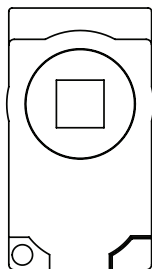
2 Specification of controller & RobotWare options

2.1.3 Door lock

2.1.3 Door lock

Square 6 mm [3012-1]

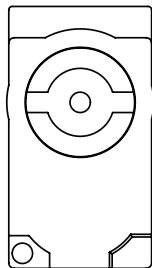
The option *Square 6 mm* [3012-1] is the default lock variant for OmniCore.



xx2400000118

Double bit 3 [3012-2]

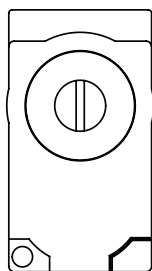
The following lock insert is used for the option *Double bit 3* [3012-2]:



xx2400000119

Slot 1, 2 x 3 [3012-3]

The following lock insert is used for the option *Slot 1, 2 x 3* [3012-3]:

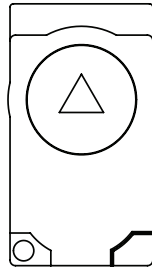


xx2400000120

Continues on next page

Triangular 6,5 CNOMO [3012-4]

The following lock insert is used for the option *Triangular 6,5 CNOMO* [3012-4]:



xx2400000121

2 Specification of controller & RobotWare options

2.2.1 Cable grommet [3050-1]

2.2 Ethernet & signal interfaces

2.2.1 Cable grommet [3050-1]

General

The option *Cable grommet* provides for connections of Ethernet-based communication links to external ABB selected devices such as cameras, conveyor tracker, etc.

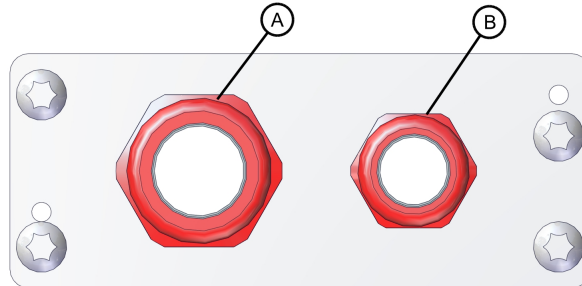
The technical solutions in this module vary with the number of Ethernet ports that should be available for communication, IP class, and requirements on the Ethernet connector itself (RJ45 or M12).

The option *Cable grommet* provides extended capability for connectivity.

2.2.2 2xCable gland [3050-2]

General

The option *2xCable gland* is used for connection of external process equipment.



xx240000150

The glands allow for cables of the following dimensions:

Cable gland	Cable diameter (mm)
A	4.5 mm - 6.0 mm
B	11.0 mm - 14.5 mm

The interface is located in the fixed installation panel.

2 Specification of controller & RobotWare options

2.3 Warranty

2.3 Warranty


Warranty

For the selected period of time, ABB will provide spare parts and labor to repair or replace the non-conforming portion of the equipment without additional charges. During that period, it is required to have a yearly *Preventative Maintenance* according to ABB manuals to be performed by ABB. If due to customer restrains no data can be analyzed with ABB Connected Services for robots with OmniCore controllers, and ABB has to travel to site, travel expenses are not covered. The *Extended Warranty* period always starts on the day of warranty expiration. Warranty Conditions apply as defined in the *Terms & Conditions*.



Note

This description above is not applicable for option *Stock warranty* [438-8]

Option	Type	Description
438-1	Standard warranty	Standard warranty is 12 months from <i>Customer Delivery Date</i> or latest 18 months after <i>Factory Shipment Date</i> , whichever occurs first. Warranty terms and conditions apply.
438-2	Standard warranty + 12 months	Standard warranty extended with 12 months from end date of the standard warranty. Warranty terms and conditions apply. Contact Customer Service in case of other requirements.
438-4	Standard warranty + 18 months	Standard warranty extended with 18 months from end date of the standard warranty. Warranty terms and conditions apply. Contact Customer Service in case of other requirements.
438-5	Standard warranty + 24 months	Standard warranty extended with 24 months from end date of the standard warranty. Warranty terms and conditions apply. Contact Customer Service in case of other requirements.
438-6	Standard warranty + 6 months	Standard warranty extended with 6 months from end date of the standard warranty. Warranty terms and conditions apply.
438-7	Standard warranty + 30 months	Standard warranty extended with 30 months from end date of the standard warranty. Warranty terms and conditions apply.
438-8	Stock warranty	Maximum 6 months postponed start of standard warranty, starting from factory shipment date. Note that no claims will be accepted for warranties that occurred before the end of stock warranty. Standard warranty commences automatically after 6 months from <i>Factory Shipment Date</i> or from activation date of standard warranty in WebConfig.  Note Special conditions are applicable, see <i>Robotics Warranty Directives</i> .

Index

A

ambient temperature
operation, 10
storage, 10

O

operating conditions, 10

P

protection classes, 11
protection type, 11

R

robot

protection class, 11
protection types, 11

S

standard warranty, 22
stock warranty, 22
storage conditions, 10

T

temperatures
operation, 10
storage, 10
transportation conditions, 10

W

warranty, 22



ABB AB

Robotics & Discrete Automation

S-721 68 VÄSTERÅS, Sweden

Telephone +46 10-732 50 00

ABB AS

Robotics & Discrete Automation

Nordlysvegen 7, N-4340 BRYNE, Norway

Box 265, N-4349 BRYNE, Norway

Telephone: +47 22 87 2000

ABB Engineering (Shanghai) Ltd.

Robotics & Discrete Automation

No. 4528 Kangxin Highway

PuDong New District

SHANGHAI 201319, China

Telephone: +86 21 6105 6666

ABB Inc.

Robotics & Discrete Automation

1250 Brown Road

Auburn Hills, MI 48326

USA

Telephone: +1 248 391 9000

abb.com/robotics